



P: 718.635.4022 | F: 718.228.7241

COUNTRYWIDESTONE.COM



**COUNTRYWIDE  
STONE**



**FOUNDED IN 2004 COUNTRYWIDE STONE & MARBLE  
HAS QUICKLY BECOME AN INDUSTRY LEADER IN THE FIELD  
OF STONE & TILE FABRICATION & INSTALLATION.  
SINCE OUR INCEPTION WE HAVE BUILT OUR  
COMPANY BY BEING DEDICATED TO  
EXCEPTIONAL QUALITY AND  
PERSONAL SERVICE.**



COUNTRYWIDE  
STONE

# COUNTRYWIDE TECH

**USING THE LATEST IN CNC TECHNOLOGY OUR SHOP CAN FABRICATE YOUR PROJECT ADHERING TO THE HIGHEST LEVELS OF QUALITY AND DETAIL WITHOUT SACRIFICING A CLIENT'S NEED FOR EFFICIENCY AND SPEED. OUR CNC MACHINES WILL HANDLE YOUR CUSTOM MITERED EDGES, SINK, COOKTOP CUTOUTS AND FAUCET HOLES.**

# COUNTRYWIDE CLIENTS





## WOOLWORTH

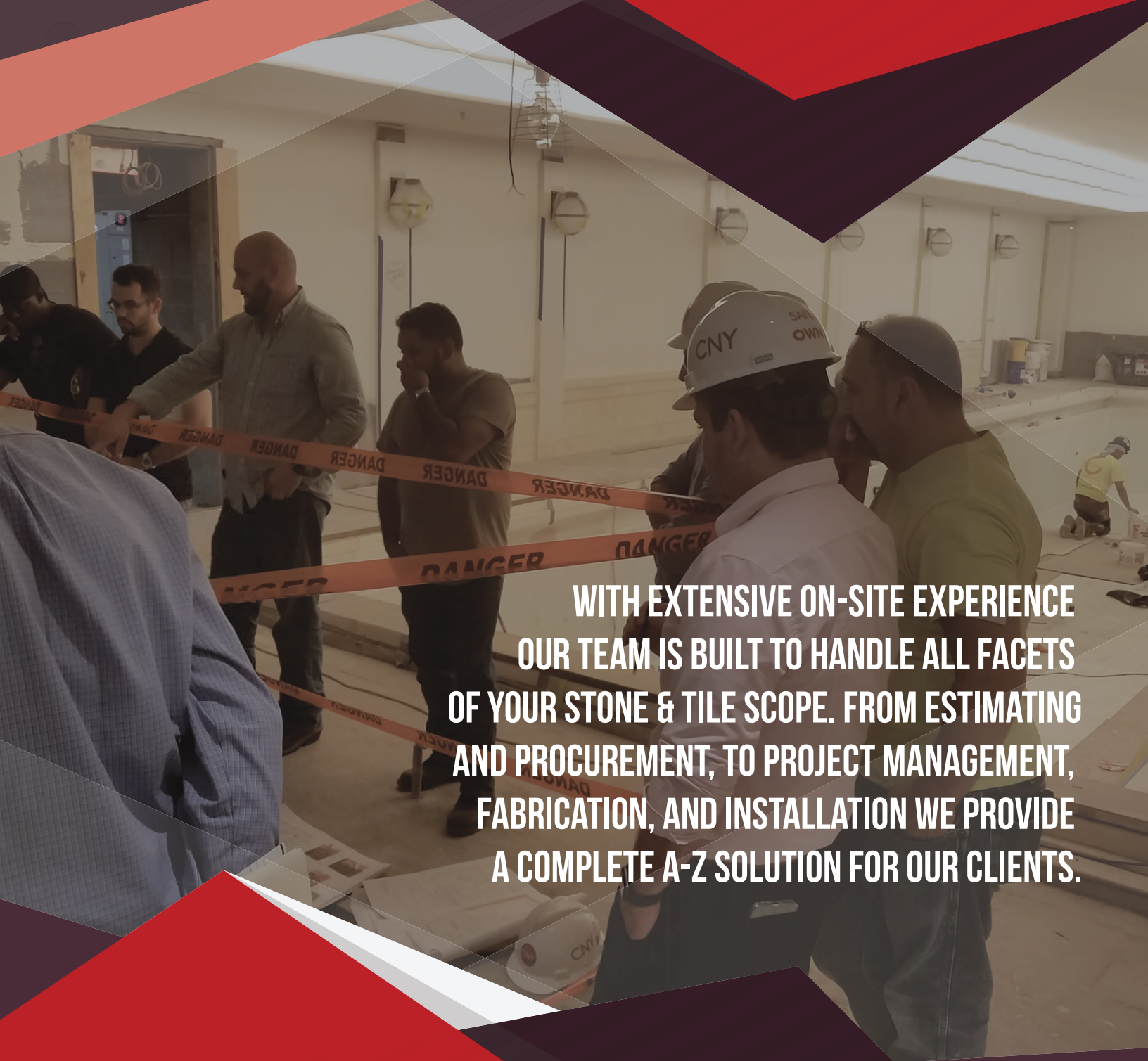
THE WOOLWORTH TOWER IS A LUXURY RESIDENTIAL BUILDING IN DOWNTOWN MANHATTAN. COUNTRYWIDE STONE FABRICATED AND INSTALLED ALL THE BATHROOMS, KITCHENS, & AMENITY SPACES FOR THIS HISTORIC PROJECT. BATH WALLS AND WINDOW RETREATS ARE WRAPPED IN CALACATTA CALDIA MARBLE WITH A NERO MARQUINA ACCENT TRIM. THE SOPHISTICATED DETAILING INCLUDES RADIANT HEAT FLOORS, AND FLOOR TO CEILING STONE PANELS.



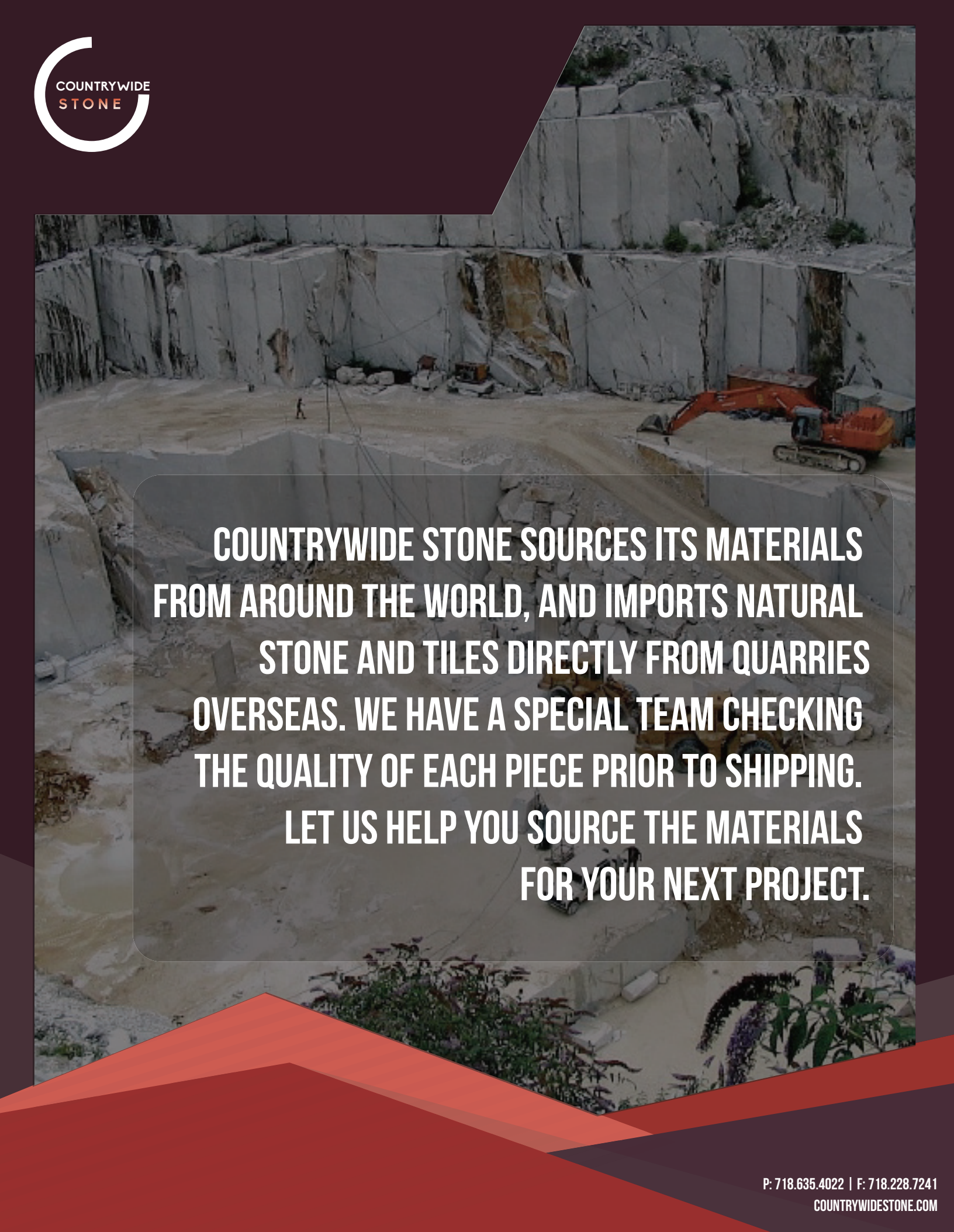
# THE SUMMIT

THE SUMMIT LOCATED AT 222 EAST 44TH STREET ON THE EAST SIDE OF MANHATTAN IS A 41 STORY TOWER WITH 429 LUXURY RENTALS. COUNTRYWIDE STONE HAS SUPPLIED AND INSTALLED ALL NATURAL STONE AND PORCELAIN TILE FOR THIS PROJECT. INCLUDED IN THIS PROJECT IS A 32FT HIGH LOBBY MADE WITH DOLOMITE STONE SOURCED FROM A QUARRY IN TURKEY.





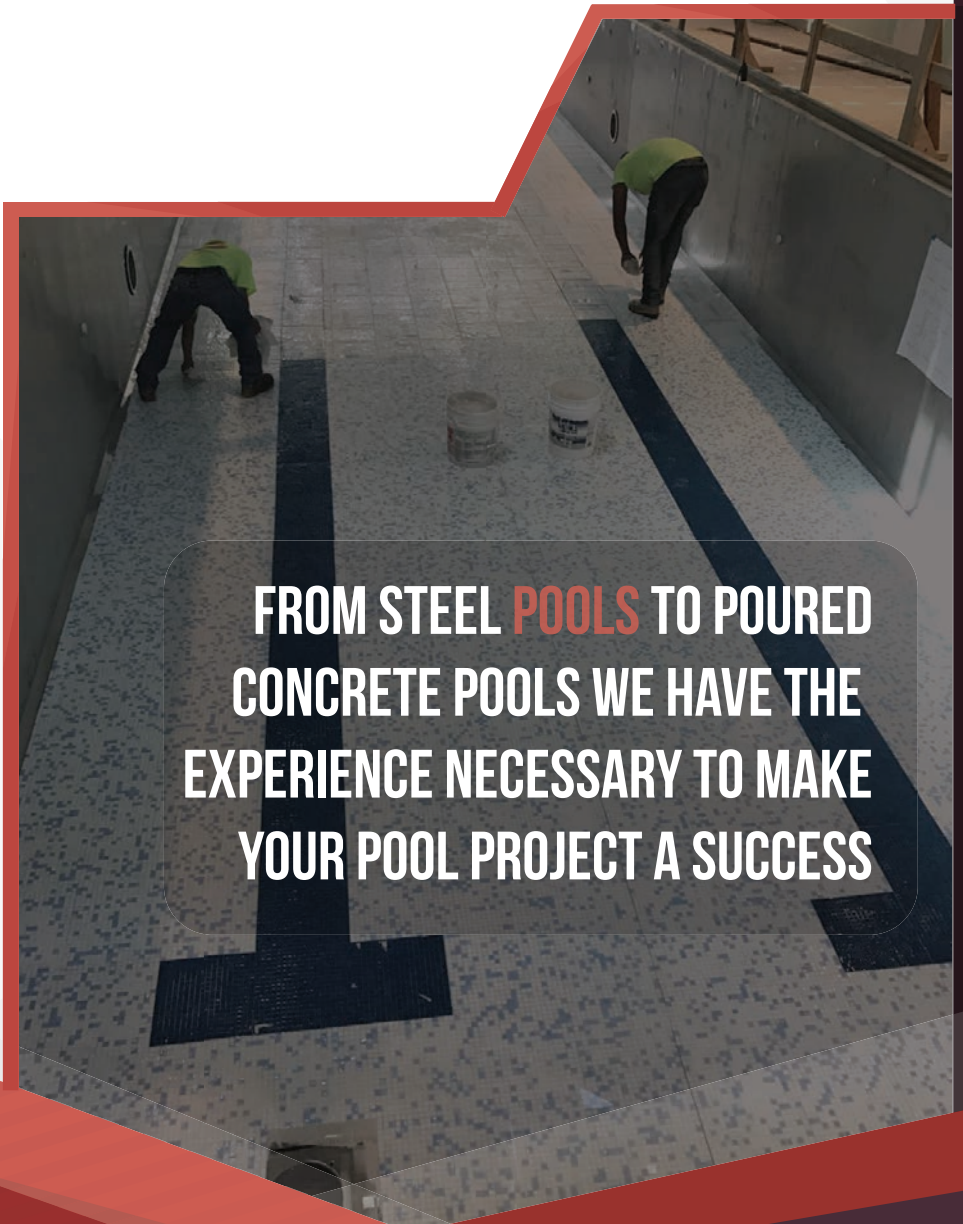

**WITH EXTENSIVE ON-SITE EXPERIENCE  
OUR TEAM IS BUILT TO HANDLE ALL FACETS  
OF YOUR STONE & TILE SCOPE. FROM ESTIMATING  
AND PROCUREMENT, TO PROJECT MANAGEMENT,  
FABRICATION, AND INSTALLATION WE PROVIDE  
A COMPLETE A-Z SOLUTION FOR OUR CLIENTS.**

A large-scale photograph of a stone quarry. The image shows massive, rectangular blocks of light-colored stone being cut and stacked. In the foreground, there is a dirt road and a yellow excavator. The background shows more stone blocks and a person walking on a path. The overall scene is industrial and shows the scale of stone extraction.

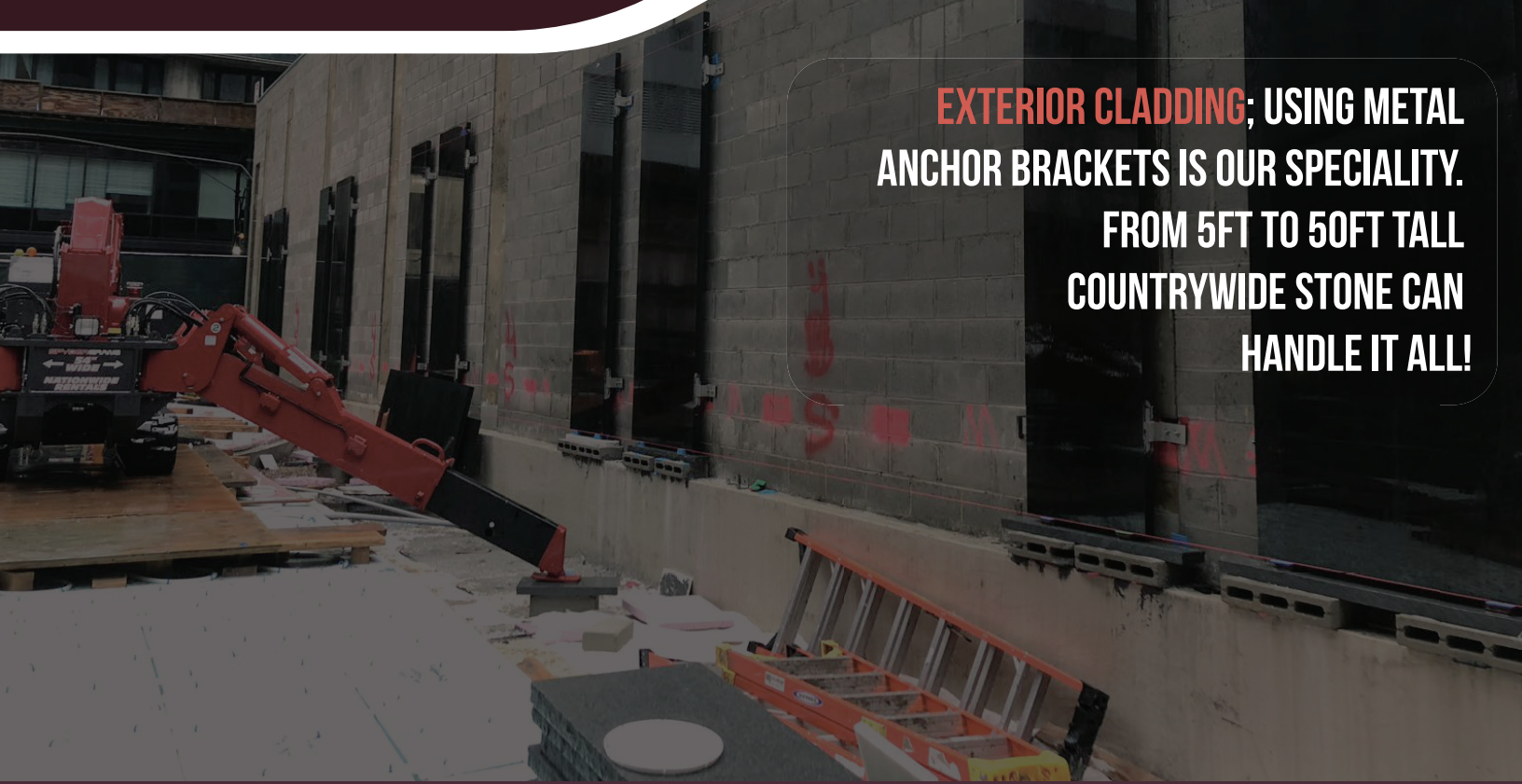
**COUNTRYWIDE STONE SOURCES ITS MATERIALS FROM AROUND THE WORLD, AND IMPORTS NATURAL STONE AND TILES DIRECTLY FROM QUARRIES OVERSEAS. WE HAVE A SPECIAL TEAM CHECKING THE QUALITY OF EACH PIECE PRIOR TO SHIPPING. LET US HELP YOU SOURCE THE MATERIALS FOR YOUR NEXT PROJECT.**



WE KNOW HOW IMPORTANT WATERPROOFING IS FOR YOUR PROJECT.  
WE TAKE EXTRA PRECAUTION TO MAKE SURE IT IS DONE RIGHT.  
WE WORK WITH THE TOP WATERPROOFING BRANDS WHICH INCLUDE L  
LATICRETE, MAPEI, NOBLE, AND BASECRETE.



FROM STEEL **POOLS** TO Poured  
CONCRETE POOLS WE HAVE THE  
EXPERIENCE NECESSARY TO MAKE  
YOUR POOL PROJECT A SUCCESS



**EXTERIOR CLADDING; USING METAL ANCHOR BRACKETS IS OUR SPECIALITY. FROM 5FT TO 50FT TALL COUNTRYWIDE STONE CAN HANDLE IT ALL!**



**WE SPECIALIZE IN LARGE FORMAT SLABS. YOUR NEXT STONE PROJECT IS SOMETHING THAT COUNTRYWIDE STONE WILL BE ABLE TO HANDLE WITH EASE!**